

Kentucky

State High School Basketball Tournament

LOUISVILLE KENTUCKY

*74th Boys'
Sweet Sixteen*

WCA
15
20

Official Statistics
Game Fifteen
Tates Creek vs. Fairdale



OFFICIAL NCAA BASKETBALL BOX SCORE: *** FINAL ***

Date: 03-16-91 Site: Lexington, Ky.

VISITORS (Last Name, First)

NO.	FAIRDALE	Tot FG		3-POINT		FT	FTA	Rebounds			PF	TP	A	TO	BLK	S	TIME	
		FG	FGA	FG	FGA			OFF	DEF	TOT								
04	Brown, Jermaine	3	8	0	1	4	5	1	4	5	5	10	2	2	1	0	19:46	
22	Morris, Maurice	5	9	0	0	2	2	4	5	9	5	12	3	3	0	2	25:35	
25	Comstock, Tim	3	5	0	0	4	4	2	4	6	3	10	0	3	0	0	24:40	
05	Thompson, Jeff	1	3	1	2	4	6	0	1	1	0	7	3	2	0	0	32:00	
15	Turner, Carlos	7	19	2	12	2	2	3	5	8	2	18	0	2	1	3	32:00	
33	Bishop, Sean	3	3	0	0	2	3	1	3	4	3	8	0	1	0	0	19:44	
30	Kelso, Chris	0	0	0	0	2	4	0	0	0	1	2	0	0	0	0	6:15	
TEAM REBOUNDS (INCLUDED IN TOTALS)																		
TOTALS		22	47	3	15	20	26	11	22	33	19	67	8	13	2	5	160	

TOTAL FG 1st HALF 5/16 31.3% 2nd HALF 17/31 54.8% GAME 22/ 47 46.8% DEADBALL
 3-POINT FG 1st HALF 0/ 5 0.0% 2nd HALF 3/10 30.0% GAME 3/ 15 20.0% REBOUNDS 6
 FREE THROWS 1st HALF 4/ 4 100.0% 2nd HALF 16/22 72.7% GAME 20/ 26 76.9%

HOME (Last Name, First)

NO.	TATES CREEK	Tot FG		3-POINT		FT	FTA	Rebounds			PF	TP	A	TO	BLK	S	TIME	
		FG	FGA	FG	FGA			OFF	DEF	TOT								
03	Horn, Darrin	10	26	1	5	2	3	3	4	7	4	23	2	1	0	1	32:00	
30	Stuart, John M.	7	11	1	3	5	6	5	5	10	1	20	2	1	0	3	32:00	
14	Henderson, Bill	0	0	0	0	0	0	0	0	0	5	0	0	0	0	0	14:53	
20	Willard, Keith	3	10	2	4	2	4	1	1	2	5	10	3	1	0	0	28:52	
23	Boone, Robbie	3	9	2	6	0	0	0	2	2	4	8	2	3	0	2	19:27	
44	Wells, Brian	0	0	0	0	0	0	1	0	1	3	0	0	0	1	0	16:57	
22	Burchett, Paul	0	3	0	3	2	2	0	1	1	1	2	1	0	0	1	15:41	
33	O'Bryan, Chris	0	0	0	0	0	0	0	0	0	0	0	0	0	0	0	0:10	
TEAM REBOUNDS (INCLUDED IN TOTALS)																		
TOTALS		23	59	6	21	11	15	12	14	26	23	63	10	6	1	7	160	

TOTAL FG 1st HALF 6/16 37.5% 2nd HALF 17/43 39.5% GAME 23/ 59 39.0% DEADBALL
 3-POINT FG 1st HALF 3/ 8 37.5% 2nd HALF 3/13 23.1% GAME 6/ 21 28.6% REBOUNDS 6
 FREE THROWS 1st HALF 0/ 0 0.0% 2nd HALF 11/15 73.3% GAME 11/ 15 73.3%

OFFICIALS: Ernie Liggett, Yvon Allen, R. Boisture-Alt
 Technicals: None

SCORE BY PERIODS
 FAIRDALE 14 18 16 19 = 67
 TATES CREEK 15 13 11 24 = 63

Attendance: 23,275

COMMENTS: POINTS OFF TURNOVERS

FAIRDALE 3 TATES CREEK

11 FAIRDALE

SECOND CHANCE POINTS

13 TATES CREEK

10

FAIRDALE "Bulldogs" vs TATES CREEK "Commodores"
1st Half Play by Play

Tip off at 8:00 p.m. on 03/16/91 at Lexington, Ky.
Produced by the University of Kentucky Stat Crew with FINAL III - a Product of LEXICON

PAGE : 1

Player	Team	TATES CREEK	Time	Score	FAIRDALE	Player	Team
Horn, Darrin, Stuart, John M.		Henderson, Bill, Willard, Keith			Boone, Robbie	Brown, Jermaine, Morris, Maurice, Comstock, Tim, Thompson, Jeff, Turner, Carlos	
1-1	100%	1-1 100%	3 pt Shot by Stuart, John M.	1 7:48 *3-0			
				1 7:24	Foul on Brown, Jermaine	1	1
				1 7:02 3-2*	Driving Layup by Morris, Maurice	1-1	100% 1-3 33.3%
				1 6:47	Foul on Comstock, Tim	1	2
				1 6:32 *5-2			
2-2	100%	2-3 66.6%	6 ft Lane Bank by Stuart, John M.	1 6:19			
1		1	Assist by Boone, Robbie	1 6:19 5-4*	Morris, Maurice, 2 Free Throws made both	2-2	100% 2-2 100%
1		1	Foul on Henderson, Bill	1 6:06 *7-4			
1-1	100%	3-4 75.0%	16 ft Circle Jump shot by Horn, Darrin	1 5:41 *10-4			
1-1	100%	4-5 80.0%	3 pt 22 ft Right Side Jump shot by Boone, Robbie	1 5:21 10-6*	4 ft Lane Follow by Brown, Jermaine	1-4	25.0% 2-9 22.2%
				1 4:24 10-8*	6 ft Lane Bank by Morris, Maurice	2-4	50.0% 3-10 30.0%
				1 3:45			
			Steal by Stuart, John M.	1 3:44	Bad Pass by Comstock, Tim	1	1
2-3	66.6%	5-9 55.5%	3 pt 21 ft Left Angle Jump shot by Boone, Robbie	1 3:42 *13-8			
1		2	Assist by Stuart, John M.	1 3:31			
1		2	Steal by Boone, Robbie	1 3:29	Dribbling Error on Comstock, Tim	2	2
				1 3:28	Steal by Turner, Carlos	1	1
				1 3:27			
			Bad Pass by Boone, Robbie	1 3:21	Foul on Morris, Maurice	1	3
				1 3:20	Player Control Foul Morris, Maurice	1	3
				1 2:31			
2		2	Foul on Henderson, Bill	1 2:31			
			Sub In: Wells, Brian Out: Henderson, Bill	1 2:31			
			Sub In: Burchett, Paul Out: Boone, Robbie	1 2:31			
				1 2:31	Sub In: Bishop, Sean Out: Comstock, Tim		
				1 1:35 13-10*	16 ft Left Base Line Jump shot by Morris, Maurice	3-5	60.0% 4-14 28.5%
					Assist by Thompson, Jeff	1	1
3-5	60.0%	6-14 42.8%	7 ft Left Side Bank by Stuart, John M.	1 1:30 *15-10			
1		3	Foul on Willard, Keith	1 :59.1			
2		3	Steal by Stuart, John M.	1 :56.7			
				1 :48.2	Bad Pass by Thompson, Jeff	1	4
				1 :38.5			
2		4	Foul on Willard, Keith	1 :38.5			
			Sub In: Boone, Robbie Out: Willard, Keith	1 :33.2	15-12* Follow Layup by Bishop, Sean	1-1	100% 5-16 31.2%
				1 :00.1			
1		5	Foul on Boone, Robbie	1 :00.1	15-14* Turner, Carlos, 2 Free Throws made both	2-2	100% 4-4 100%

FAIRDALE "Bulldogs" vs TATES CREEK "Commodores"
1st Half Play by Play

Tip off at 8:00 p.m. on 03/16/91 at Lexington, Ky.

Produced by the University of Kentucky Stat Crew with FINAL III - a Product of LEXICON

PAGE : 1

Player	Team	TATES CREEK	Time	Score	FAIRDALE	Player	Team
		Wells, Brian, Burchett, Paul, Horn, Darrin, Boone, Robbie, Stuart, John M.			Brown, Jermaine, Thompson, Jeff, Turner, Carlos, Morris, Maurice, Bishop, Sean		
		Ball to Commodores	2 6:51		Steal by Turner, Carlos	1	1
1	1	Dribbling Error on Stuart, John M.	2 6:50				
			2 6:15	15-17*	3 pt 21 ft Left Angle Jump shot by Turner, Carlos	1-2	50.0% 1-3 33.3%
					Assist by Thompson, Jeff	1	1
			2 5:51	15-19*	4 ft Lane Bank by Brown, Jermaine	1-1	100% 2-4 50.0%
1	1	Foul on Wells, Brian	2 5:51				
		Sub In: Willard, Keith Out: Burchett, Paul	2 5:51		Sub In: Comstock, Tim Out: Bishop, Sean		
		REB: 1 A: 0 BLK: 0 TO: 1 PF: 1	2 5:51		REB: 3 A: 1 BLK: 0 TO: 0 PF: 0		
		S: 0 FT: 0-0 00.0% FG: 0-3 00.0%	No. 1 TATES CREEK TIME - O U T		S: 1 FT: 0-0 00.0% FG: 2-4 50.0%		
			2 5:51	15-20*	Brown, Jermaine, 1 Free Throw made	1-1	100% 1-1 100%
			2 5:33		Traveling Violation on Morris, Maurice	1	1
		Sub In: Henderson, Bill Out: Wells, Brian	2 5:33				
			2 5:17		Foul on Morris, Maurice	1	1
1-3	33.3%	1-5 20.0%	2 5:09	*17-20			
		16 ft Circle Jump shot by Horn, Darrin	2 4:58		Foul on Brown, Jermaine	1	2
			2 4:06		Foul on Turner, Carlos	1	3
2-2	100%	2-2 100%	2 4:06	*19-20			
		Stuart, John M., 2 Free Throws made both	2 4:00	19-22*	8 ft Lane Jump shot by Morris, Maurice	1-2	50.0% 3-7 42.8%
2-4	50.0%	2-7 28.5%	2 3:45	*21-22			
		Shot by Horn, Darrin					
		Assist by Boone, Robbie	2 3:29				
1	1	Foul on Henderson, Bill	2 3:29				
1	2	Sub In: Wells, Brian Out: Henderson, Bill	2 3:29	21-24*	Comstock, Tim, 2 Free Throws made both	2-2	100% 3-3 100%
3-6	50.0%	3-9 33.3%	2 3:14	*23-24			
1-1	100%	4-10 40.0%					
		12 ft Lane Jump shot by Horn, Darrin					
		3 pt 21 ft Right Angle Jump shot by Willard, Keith	2 2:51	*26-24			
		Assist by Horn, Darrin					
			2 2:13	26-26*	19 ft Left Side Jump shot by Brown, Jermaine	2-3	66.6% 4-10 40.0%
2-2	100%	5-13 38.4%	2 1:37	26-28*	4 ft Lane Turnaround by Comstock, Tim	1-1	100% 5-11 45.4%
		4 ft Lane Bank by Willard, Keith			Assist by Brown, Jermaine	1	2
			2 1:26	*28-28			
			2 1:08	28-30*	Layup Alley Oop by Comstock, Tim	2-2	100% 6-12 50.0%
					Assist by Morris, Maurice	1	3
			2 :14.6	28-32*	Fast Break Layup by Morris, Maurice	2-3	66.6% 7-13 53.8%
					Assist by Brown, Jermaine	2	4
0-2	Tot-4	0-3 Tot-8	2 :00.3				
		Rebound by Stuart, John M.					

OFFICIAL NCAA BASKETBALL BOX SCORE: * OFFICIAL FIRST HALF *
 Date: 03-16-91 Site:Lexington, Ky.

VISITORS (Last Name, First)

NO.	FAIRDALE	Tot FG		3-POINT		FT	FTA	Rebounds			PF	TP	A	TO	BLK	S	TIME	
		FG	FGA	FG	FGA			OFF	DEF	TOT								
04	Brown, Jermaine	3	8	0	1	1	1	1	4	5	2	7	2	0	0	0	16:00	
22	Morris, Maurice	5	9	0	0	2	2	3	4	7	2	12	1	2	0	0	16:00	
25	Comstock, Tim	2	2	0	0	2	2	0	4	4	1	6	0	2	0	0	11:20	
05	Thompson, Jeff	0	2	0	1	0	0	0	1	1	0	0	2	1	0	0	16:00	
15	Turner, Carlos	1	7	1	7	2	2	1	2	3	1	5	0	0	0	2	16:00	
33	Bishop, Sean	1	1	0	0	0	0	1	1	2	0	2	0	0	0	0	4:40	
TEAM REBOUNDS (INCLUDED IN TOTALS)																		
TOTALS		12	29	1	9	7	7	6	16	22	6	32		5	5	0	2	80

TOTAL FG 1st HALF 5/16 31.3% 2nd HALF 7/13 53.8% GAME 12/ 29 41.4% DEADBALL
 3-POINT FG 1st HALF 0/ 5 0.0% 2nd HALF 1/ 4 25.0% GAME 1/ 9 11.1% REBOUNDS 0
 FREE THROWS 1st HALF 4/ 4 100.0% 2nd HALF 3/ 3 100.0% GAME 7/ 7 100.0%

HOME (Last Name, First)

NO.	TATES CREEK	Tot FG		3-POINT		FT	FTA	Rebounds			PF	TP	A	TO	BLK	S	TIME	
		FG	FGA	FG	FGA			OFF	DEF	TOT								
03	Horn, Darrin	4	11	0	2	0	0	0	2	2	0	8	1	0	0	0	16:00	
30	Stuart, John M.	3	6	1	2	2	2	4	3	7	0	9	1	1	0	2	16:00	
14	Henderson, Bill	0	0	0	0	0	0	0	0	0	3	0	0	0	0	0	7:33	
20	Willard, Keith	2	7	1	3	0	0	0	1	1	2	5	0	0	0	0	13:13	
23	Boone, Robbie	2	7	2	5	0	0	0	2	2	1	6	2	1	0	1	14:07	
44	Wells, Brian	0	0	0	0	0	0	1	0	1	1	0	0	0	0	0	8:27	
22	Burchett, Paul	0	1	0	1	0	0	0	1	1	0	0	0	0	0	0	4:40	
TEAM REBOUNDS (INCLUDED IN TOTALS)																		
TOTALS		11	32	4	13	2	2	5	10	15	7	28		4	2	0	3	80

TOTAL FG 1st HALF 6/16 37.5% 2nd HALF 5/16 31.3% GAME 11/ 32 34.4% DEADBALL
 3-POINT FG 1st HALF 3/ 8 37.5% 2nd HALF 1/ 5 20.0% GAME 4/ 13 30.8% REBOUNDS 1
 FREE THROWS 1st HALF 0/ 0 0.0% 2nd HALF 2/ 2 100.0% GAME 2/ 2 100.0%

OFFICIALS: Ernie Liggett, Yvon Allen, R. Boisture-Alt
 Technicals: None

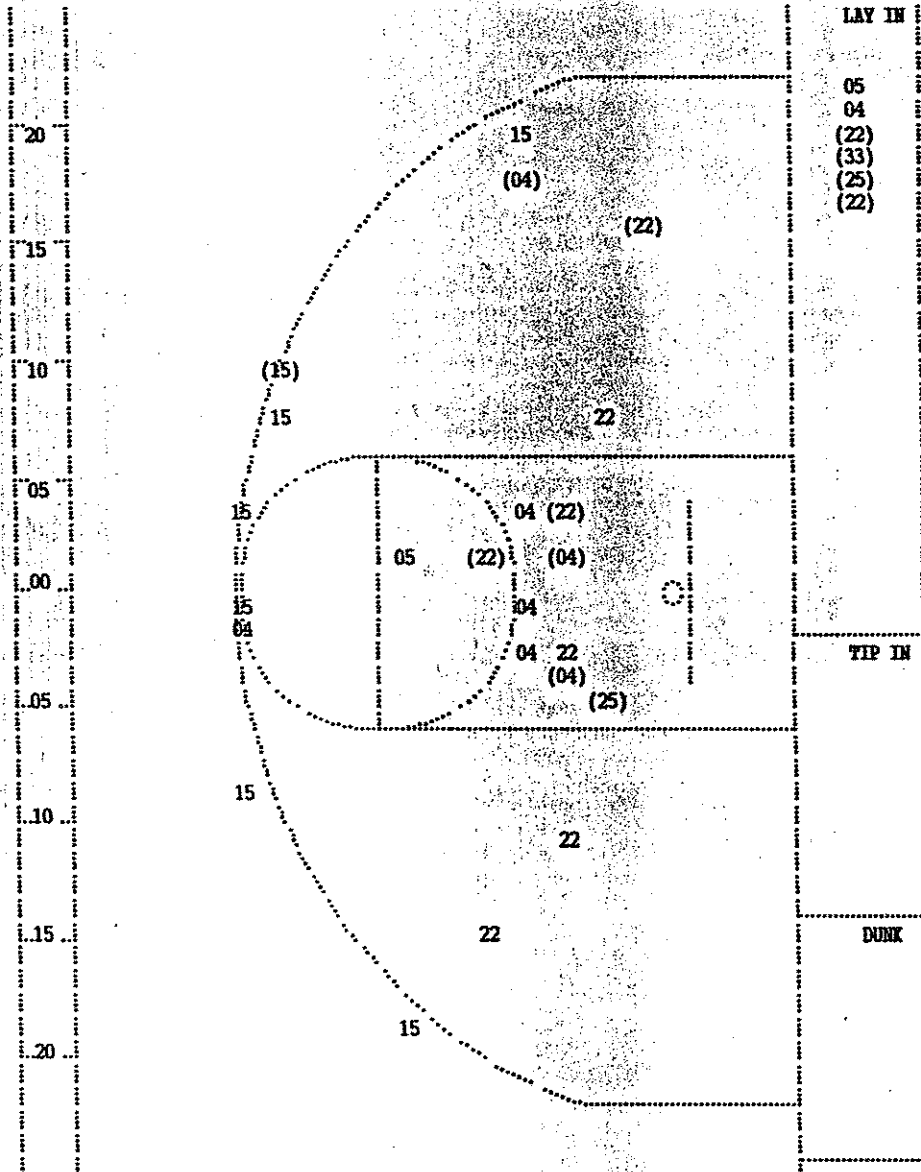
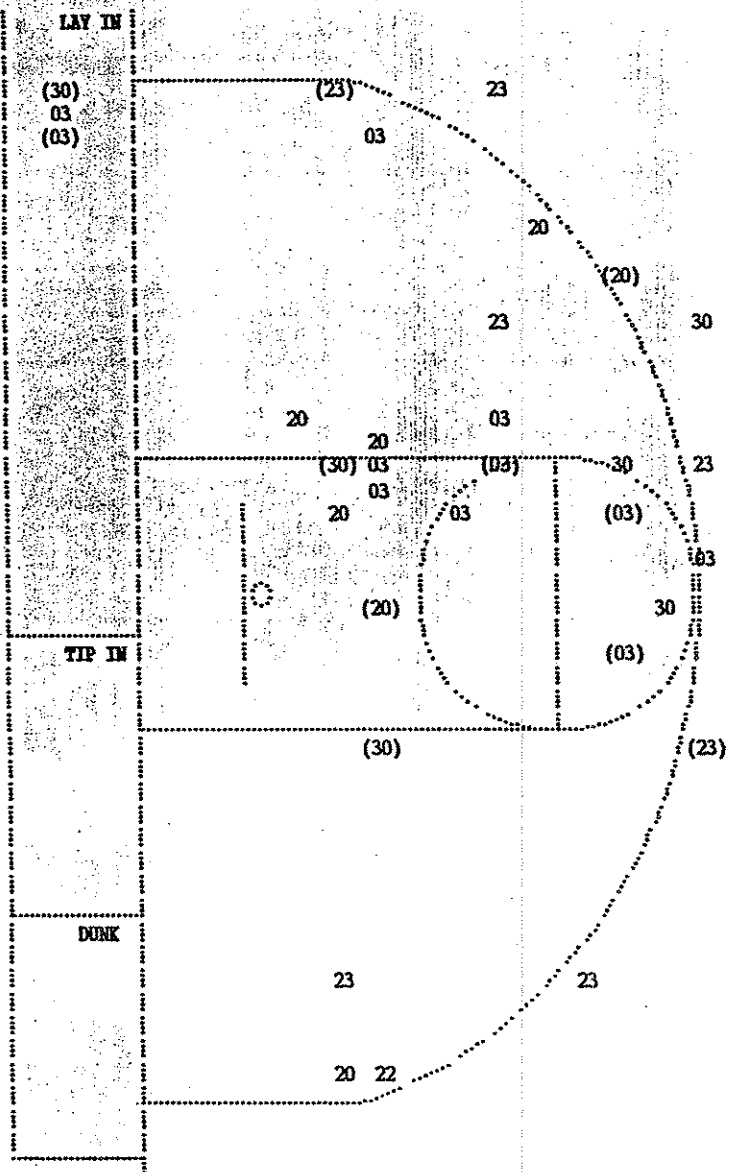
SCORE BY PERIODS
 FAIRDALE 14 18 = 32
 TATES CREEK 15 13 = 28

Attendance: 23,275

COMMENTS: POINTS OFF TURNOVERS
 FAIRDALE 0 TATES CREEK

SECOND CHANCE POINTS
 5 FAIRDALE 4 TATES CREEK

2



TATES CREEK						
Player			Player			
03 - Horn, Darr	4/11	36.3%				
30 - Stuart, Jo	3/6	50.0%				
20 - Willard, K	2/7	28.5%				
23 - Boone, Rob	2/7	28.5%				
22 - Burchett,	0/1	0.0%				
Layups	1-9 Ft		Over 15 Ft	3 Pointers	Total	
2/3	3/9	50.0%	2/6	3/12	11/32	
66.7%	33.3%		33.3%	25.0%	34.4%	

FAIRDALE						
Player			Player			
04 - Brown, Jer	3/8	37.5%	33 - Bishop, Se	1/1	100.0%	
22 - Morris, Ma	5/9	55.5%				
25 - Comstock,	2/2	100.0%				
05 - Thompson,	0/2	0.0%				
15 - Turner, Ca	1/7	14.2%				
Layups	1-9 Ft		Over 15 Ft	3 Pointers	Total	
4/6	5/10	0.0%	2/3	1/8	12/29	
66.7%	50.0%		66.7%	12.5%	41.4%	

Player	Team	TATES CREEK
Horn, Darrin	1	Stuart, John M., Henderson, Bill, Willard, Keith, Boone, Robbie
1	1	Bad Pass by Willard, Keith
1	1	Steal by Stuart, John M.
1	1	Foul on Boone, Robbie
1	2	Other Boone, Robbie
2	3	Bad Pass by Boone, Robbie
		Sub In: Burchett, Paul Out: Boone, Robbie
1	4	Dribbling Error on Horn, Darrin
1	2	Foul on Horn, Darrin
2	3	Foul on Horn, Darrin

Time	Score	FAIRDALE	Player	Team
3 7:59	28-34*	12 ft Left Angle Jump shot by Turner, Carlos	1-1	100% 1-1 100%
3 7:32		Foul on Brown, Jermaine	1	1
3 7:29		Steal by Turner, Carlos	1	1
3 7:26				
3 7:24				
3 7:22		Bad Pass by Morris, Maurice	1	1
3 7:04		Foul on Brown, Jermaine	2	2
3 7:04		Sub In: Bishop, Sean Out: Brown, Jermaine		
3 7:02				
3 6:35		Foul on Bishop, Sean	1	3
3 5:58	28-36*	Follow Layup by Turner, Carlos	2-4	50.0% 2-4 50.0%
3 5:45		Steal by Morris, Maurice	1	2
3 5:44				
3 5:33		Foul on Bishop, Sean	2	4
3 5:33		Other Bishop, Sean	1	2
3 5:33				
3 5:00	28-38*	18 ft Right Side Jump shot by Turner, Carlos	3-5	60.0% 3-5 60.0%
3 4:47		Foul on Comstock, Tim	1	5
3 4:43		Steal by Morris, Maurice	2	3
3 4:41				
3 3:46				
3 3:43	28-41*	3 pt 22 ft Right Angle Jump shot by Thompson, Jeff	1-1	100% 4-8 50.0%
		Assist by Morris, Maurice	1	1

REB: 2 A: 0 BLK: 0 TO: 4 PF: 3 S: 1 FT: 0-0 00.0% FG: 0-5 00.0% No. 1 TATES CREEK T I M E - O U T REB: 4 A: 1 BLK: 0 TO: 2 PF: 5 S: 3 FT: 0-0 00.0% FG: 4-8 50.0%

1-4	25.0%	1-6	16.6%	3 pt 20 ft Left Side Jump shot by Horn, Darrin
1		1		Assist by Willard, Keith
1-2	50.0%	2-7	28.5%	3 pt 20 ft Left Side Jump shot by Willard, Keith
1		2		Assist by Stuart, John M.
1		2		Steal by Burchett, Paul
2-2	100%	2-2	100%	Willard, Keith, 2 Free Throws made both
1		4		Foul on Stuart, John M.
1-2	50.0%	3-4	75.0%	Stuart, John M., 2 Free Throws missed 1st made 2nd
1		5		Foul on Henderson, Bill
				Sub In: Wells, Brian Out: Henderson, Bill
2-5	40.0%	3-9	33.3%	Follow Layup by Horn, Darrin

3 3:02	28-43*	7 ft Left Side Jump shot by Turner, Carlos	4-8	50.0% 5-9 55.5%
3 2:47		Foul on Turner, Carlos	1	6
3 2:46	*31-43			
3 2:11	31-45*	Follow Layup by Turner, Carlos	5-9	55.5% 6-11 54.5%
3 1:55	*34-45			
3 1:19				
3 1:17		Bad Pass by Thompson, Jeff	1	3
3 1:17		Foul on Morris, Maurice	1	7
3 1:17	*36-45			
3 1:10				
3 1:05		Foul on Morris, Maurice	2	8
3 1:05		Sub In: Kelso, Chris Out: Morris, Maurice		
3 1:05	*37-45			
3 1:01				
3 1:01				
3 :43.3		Traveling Violation on Turner, Carlos	1	4
3 :30.5	*39-45			

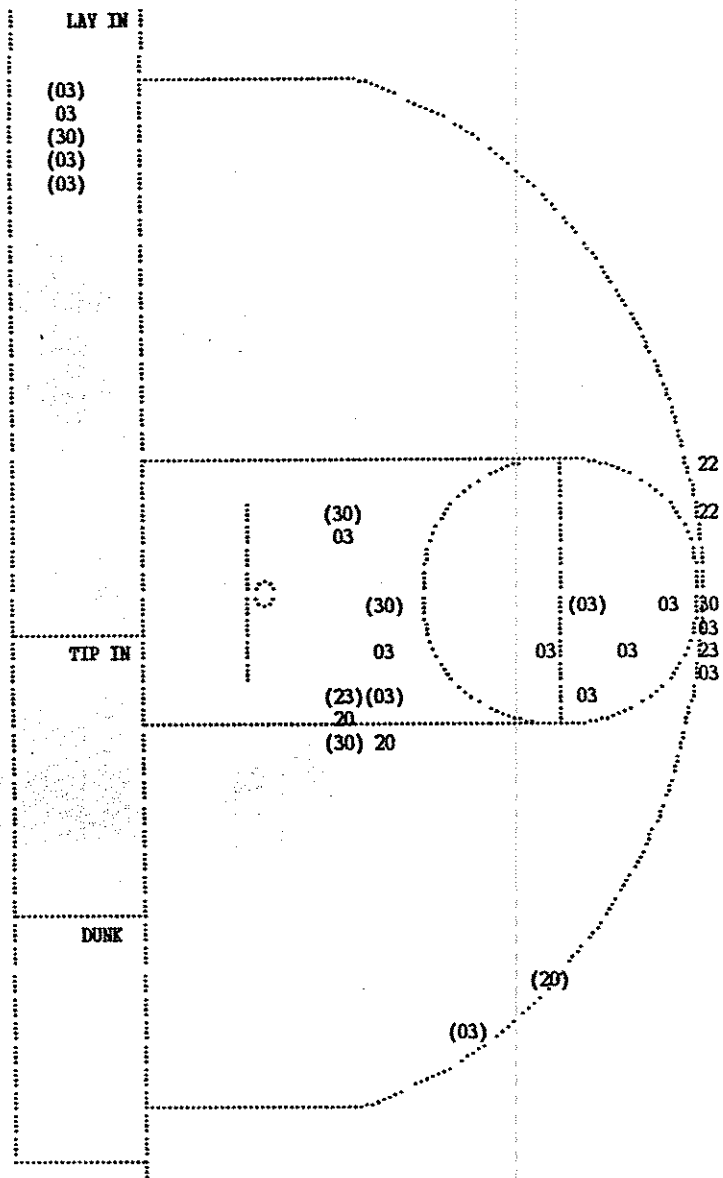
REB: 4 A: 2 BLK: 0 TO: 4 PF: 5 S: 2 FT: 3-4 75.0% FG: 3-9 33.3% T I M E - O U T FAIRDALE No. 1 REB: 5 A: 1 BLK: 0 TO: 4 PF: 8 S: 3 FT: 0-0 00.0% FG: 6-12 50.0%

3 :15.9 39-48* 3 pt 21 ft Right Side Jump shot by Turner, Carlos 6-11 54.5% 7-13 53.8%

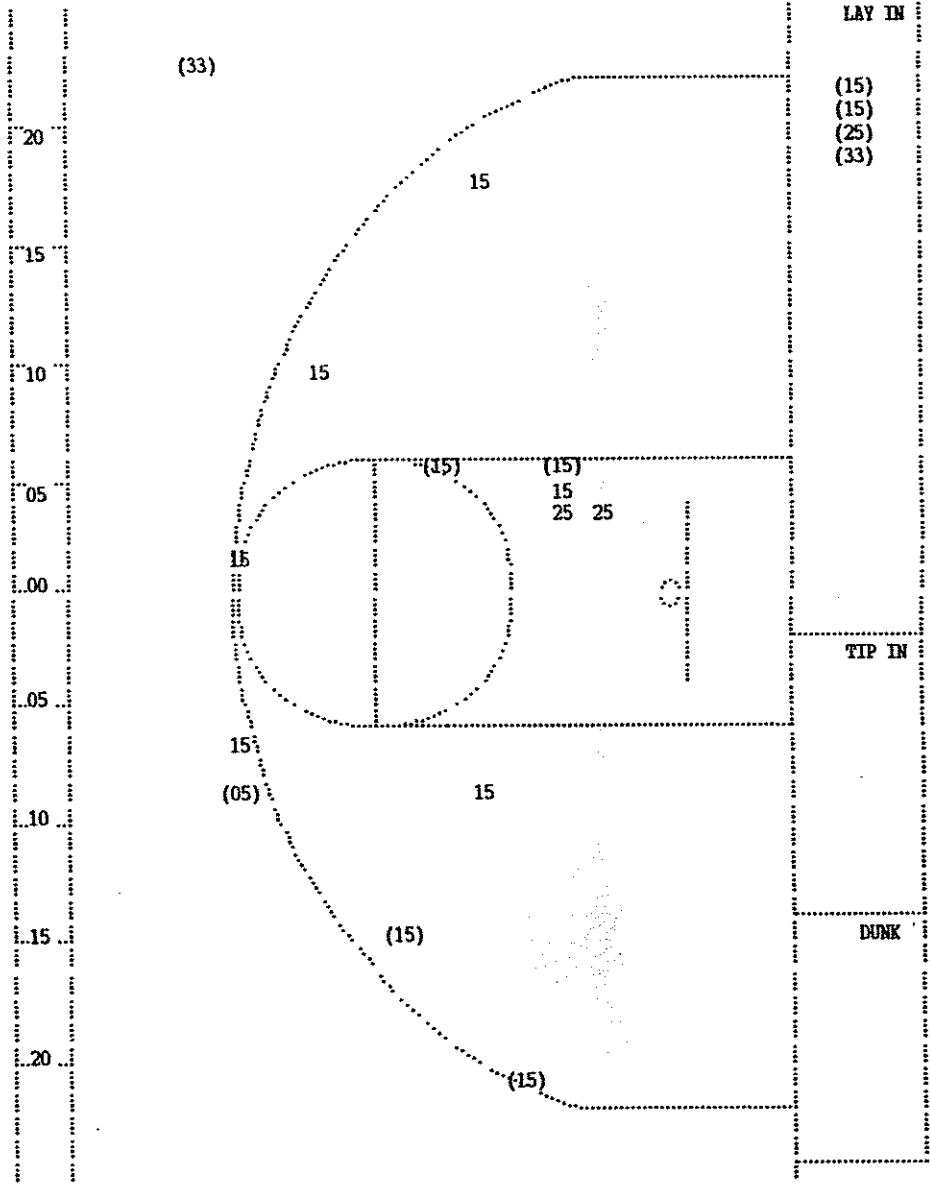
				TATES CREEK	Time	Score	FAIRDALE	Player Team					
				Burchett, Paul, Wells, Brian, Stuart, John M., Willard, Keith, Horn, Darrin			Kelso, Chris, Bishop, Sean, Comstock, Tim, Turner, Carlos, Thompson, Jeff						
				Ball to Commodores									
1-1	100%	1-1	100%	14 ft Lane Jump shot by Horn, Darrin, made	4	7:48	*41-48						
					4	7:18		3 pt 19 ft Left Angle Jump shot by Turner, Carlos, missed	0-1	00.0%	0-1	00.0%	
					4	7:15		Rebound by Comstock, Tim	0-1	Tot-1	0-1	Tot-1	
1		1		Foul on Horn, Darrin	4	7:15							
1		1		Block by Wells, Brian	4	7:10		4 ft Lane Jump shot by Comstock, Tim, missed	0-1	00.0%	0-2	00.0%	
					4	7:09							
					4	7:07		Rebound by Comstock, Tim	0-2	Tot-2	0-2	Tot-2	
1-1	100%	2-2	100%	4 ft Lane Bank by Stuart, John M., made	4	7:07	41-50*	Follow Layup by Comstock, Tim, made	1-2	50.0%	1-3	33.3%	
1		1		Assist by Burchett, Paul	4	6:57	*43-50						
1		2		Foul on Willard, Keith	4	6:26							
2-2	100%	3-3	100%	6 ft Lane Turnaround by Horn, Darrin, made	4	6:26	43-51*	Kelso, Chris, 2 Free Throws missed 1st made 2nd	1-2	50.0%	1-2	50.0%	
1		2		Assist by Willard, Keith	4	6:08	*45-51						
					4	5:41		Foul on Comstock, Tim	1		1		
2-2	100%	2-2	100%	Burchett, Paul, 2 Free Throws made both	4	5:41	*47-51						
1		1		Steal by Horn, Darrin	4	5:39							
					4	5:37		Bad Pass by Turner, Carlos	1		1		
2-3	66.6%	3-4	75.0%	4 ft Lane Jump shot by Horn, Darrin, missed	4	5:36							
					4	5:36		Block by Turner, Carlos	1		1		
0-1	Tot-1	0-1	Tot-1	Rebound by Horn, Darrin	4	5:36							
2-4	50.0%	3-5	60.0%	Follow Layup by Horn, Darrin, missed	4	5:36							
0-1	Tot-1	0-1	Tot-1	Rebound by TEAM	4	5:36							
0-1	00.0%	3-6	50.0%	3 pt 21 ft Circle Jump shot by Burchett, Paul, missed	4	5:31							
					4	5:29		Rebound by Turner, Carlos	D-1	Tot-1	D-1	Tot-3	
					4	5:20		Bad Pass by Comstock, Tim	1		2		
1		3		Foul on Burchett, Paul	4	5:01							
				Sub In: Henderson, Bill Out: Wells, Brian	4	5:00		Thompson, Jeff, 1 Free Throw missed	0-1	00.0%	1-3	33.3%	
					4	5:00							
2-2	100%	4-7	57.1%	6 ft Left Side Bank by Stuart, John M., made	4	4:58	47-52*	Thompson, Jeff, 1 Free Throw made	1-2	50.0%	2-4	50.0%	
1		3		Assist by Horn, Darrin	4	4:48	*49-52						
					4	4:39	49-54*	Fast Break Layup by Bishop, Sean, made	1-1	100%	2-4	50.0%	
					4	4:39		Assist by Thompson, Jeff	1		1		
1		4		Foul on Henderson, Bill	4	4:39							
				Sub In: Wells, Brian Out: Henderson, Bill	4	4:39							
2-5	40.0%	4-8	50.0%	3 pt 20 ft Circle Jump shot by Horn, Darrin, missed	4	4:39	49-55*	Bishop, Sean, 1 Free Throw made	1-1	100%	3-5	60.0%	
					4	4:18							
					4	4:15		Rebound by Turner, Carlos	D-2	Tot-2	D-2	Tot-4	
1		5		Foul on Wells, Brian	4	4:00							
					4	4:00	49-57*	Comstock, Tim, 2 Free Throws made both	2-2	100%	5-7	71.4%	
					4	3:50		Foul on Kelso, Chris	1		2		
0-2	00.0%	2-4	50.0%	Willard, Keith, 2 Free Throws missed both	4	3:50							
0-1	Tot-1	0-2	Tot-2	Rebound by Stuart, John M.	4	3:50							
3-3	100%	5-9	55.5%	Follow Layup by Stuart, John M., made	4	3:50	*51-57						
2		6		Foul on Horn, Darrin	4	3:06							
					4	3:06	51-58*	Thompson, Jeff, 1 Free Throw made	2-3	66.6%	6-8	75.0%	
					4	3:05		Sub In: Brown, Jermaine Out: Kelso, Chris					
					4	3:05		Sub In: Morris, Maurice Out: Comstock, Tim					
					4	2:58		Thompson, Jeff, 1 Free Throw missed	2-4	50.0%	6-9	66.6%	
					4	2:55							
D-1	Tot-2	D-1	Tot-3	Rebound by Horn, Darrin	4	2:53		Foul on Bishop, Sean	1		3		

TATES CREEK				Time	Score	FAIRDALE	Player				Team								
Sub In: Boone, Robbie Out: Burchett, Paul				4	2:53														
1-2	50.0%	3-6	50.0%	Horn, Darrin, 2 Free Throws missed 1st made 2nd			4	2:53	*52-58										
				4	2:41	52-60*	29 ft Turnaround by Bishop, Sean, made Assist by Morris, Maurice				2-2	100%	3-5	60.0%					
				4	2:32	*54-60					1				2				
4-4	100%	6-10	60.0%	4 ft Lane Driving by Stuart, John M., made			4	2:23		Bad Pass by Brown, Jermaine				1				3	
				4	2:21														
Steal by Boone, Robbie				4	2:16														
2-6	33.3%	6-11	54.5%	15 ft Lane Jump shot by Horn, Darrin, missed			4	2:13											
0-1	Tot-1	0-3	Tot-4	Rebound by Willard, Keith			4	2:11	*56-60										
3-7	42.8%	7-12	58.3%	Driving Layup by Horn, Darrin, made															
				2	4	Assist by Willard, Keith													
				4	2:02		Traveling Violation on Brown, Jermaine				2				4				
				4	1:42														
				4	1:41		Rebound by Morris, Maurice				D-1	Tot-1	D-3	Tot-5					
				4	1:08	56-62*	Thompson, Jeff, 2 Free Throws made both				4-6	66.6%	8-11	72.7%					
				4	:56.4	*58-62													
1-1	100%	8-14	57.1%	4 ft Lane Bank by Boone, Robbie, made			4	:37.9											
				1	8	Foul on Boone, Robbie			4	:37.9	58-63*	Brown, Jermaine, 1 Free Throw made				1-1	100%	9-12	75.0%
							4	:37.8		Brown, Jermaine, 1 Free Throw missed				1-2	50.0%	9-13	69.2%		
							4	:37.6											
D-2	Tot-3	D-2	Tot-5	Rebound by Horn, Darrin			4	:31.6		Block by Brown, Jermaine				1				2	
0-1	00.0%	8-15	53.3%	4 ft Lane Driving by Willard, Keith, missed			4	:31.6											
				Rebound by TEAM			4	:31.6											
0-2	Tot-2	0-3	Tot-5	3 pt 20 ft Circle Jump shot by															
3-9	33.3%	8-16	50.0%	Horn, Darrin, missed			4	:25.5						1				4	
							4	:25.5		Foul on Morris, Maurice									
							4	:25.5		Sub In: Comstock, Tim Out: Morris, Maurice									
							4	:25.5	*60-63										
2-2	100%	5-8	62.5%	Stuart, John M., 2 Free Throws made both			4	:25.5											
				Sub In: O'Bryan, Chris Out: Wells, Brian			4	:21.3											
				Foul on Willard, Keith			4	:21.3											
				Sub In: Burchett, Paul Out: Willard, Keith			4	:21.1	60-65*	Brown, Jermaine, 2 Free Throws made both				3-4	75.0%	11-15	73.3%		
							4	:15.1	*62-65										
4-10	40.0%	9-17	52.9%	Driving Layup by Horn, Darrin, made			4	:15.1		Foul on Brown, Jermaine				1				5	
							4	:15.1		Sub In: Kelso, Chris Out: Brown, Jermaine									
							4	:15.1											
							4	:15.1											
							4	:15.1											
							4	:15.1	*63-65										
2-3	66.6%	6-9	66.6%	Horn, Darrin, 1 Free Throw made			4	:15.1											
				Sub In: Wells, Brian Out: O'Bryan, Chris			4	:13.9											
				Foul on Wells, Brian			4	:13.9	63-66*	Kelso, Chris, 2 Free Throws missed 1st made 2nd				2-4	50.0%	12-17	70.5%		
							4	:04.9											
0-2	00.0%	9-18	50.0%	3 pt 20 ft Circle Jump shot by			4	:03.3		Rebound by Bishop, Sean				D-1	Tot-1	D-4	Tot-6		
				Burchett, Paul, missed			4	:03.3											
				Foul on Boone, Robbie			4	:03.3	63-67*	Bishop, Sean, 2 Free Throws missed 1st made 2nd				2-3	66.6%	13-19	68.4%		

REB: 5 A: 4 BLK: 1 TO: 0 PF: 9
 S: 2 FT: 5-8 62.5% FG: 9-17 52.9% TIME - O U T FAIRDALE No. 1 REB: 5 A: 2 BLK: 2 TO: 4 PF: 5
 S: 0 FT: 11-15 73.3% FG: 3-5 60.0%



TATES CREEK		Player		Player	
Player		Player		Player	
03 - Horn, Darr	6/15 40.0%				
30 - Stuart, Jo	4/5 80.0%				
20 - Willard, K	1/3 33.3%				
23 - Boone, Rob	1/2 50.0%				
22 - Burchett,	0/2 0.0%				
Layups	1-9 Ft	10-15 Ft	Over 15 Ft	3 Pointers	Total
4/5	5/9	1/3	0/2	2/8	12/27
80.0%	55.6%	33.3%	0.0%	25.0%	44.4%



FAIRDALE		Player		Player	
Player		Player		Player	
25 - Constock,	1/3 33.3%				
05 - Thompson,	1/1 100.0%				
15 - Turner, Ca	6/12 50.0%				
33 - Bishop, Se	2/2 100.0%				
Layups	1-9 Ft	10-15 Ft	Over 15 Ft	3 Pointers	Total
5/5	1/4	1/2	1/1	2/6	10/18
100.0%	25.0%	50.0%	100.0%	33.3%	55.6%